



ABN 49 151 996 566

**Interim Financial Report**  
**for the half-year ended 31 December 2024**

## **Corporate Directory**

**ABN 49 151 996 566**

### **Directors**

Mr John V McCarthy (Chairman)  
Mr Tadao Tsubata (Non-Executive Director)  
Ms Sarah Harvey (Non-Executive Director)

### **Company Secretary**

Mr Marcelo Mora

### **Corporate Office**

Level 46, 680 George Street  
Sydney NSW 2000  
Australia

### **Registered Office**

Level 46, 680 George Street  
Sydney NSW 2000  
Australia

### **Auditor**

KPMG  
Level 11, Corporate Centre One  
Corner Bundall Road and Slatyer Avenue  
Bundall QLD 4217

### **Banker**

National Australia Bank  
255 George Street  
Sydney NSW 2000

### **Solicitor**

Finn Roache Lawyers  
Level 8, 191 Clarence Street  
Sydney NSW 2000

## **Table of Contents**

Directors' Report.....	1
Auditor's Independence Declaration .....	15
Condensed Consolidated Statement of Profit or Loss and Other Comprehensive Income....	16
Condensed Consolidated Statement of Financial Position.....	17
Condensed Consolidated Statement of Changes in Equity.....	18
Condensed Consolidated Statement of Cash Flows .....	19
Notes to the Condensed Interim Consolidated Financial Statements .....	20
Directors' Declaration .....	29
Independent Auditor's Review Report.....	30

## Directors' Report

The directors of Dome Gold Mines Ltd present their report together with the financial statements of the consolidated entity, being Dome Gold Mines Ltd ('Dome' or 'the Company') and its controlled entities ('the Group') for the half-year ended 31 December 2024.

### DIRECTORS

The names of the directors in office at any time during or since 1 July 2024 and up to the date of this report are:

John V. McCarthy  
Tadao Tsubata  
Sarah E. Harvey

Chairman  
Non-Executive Director  
Non-Executive Director

### REVIEW OF OPERATIONS

#### Corporate Activities

##### ***Issue of share capital***

For the half-year ended 31 December 2024, Dome has raised \$3,496,957 by private placements. The funds were used for exploration activities, general working capital, share issue costs and repayment of borrowings. Details of share issues are as follows:

- On 12 July 2024, the Company completed an option conversion of 919,663 fully paid ordinary shares at \$0.10 per share as a result of options being exercised and raised \$91,966.
- On 30 July 2024, the Company issued 1,750,000 fully paid ordinary shares at \$0.20 per share and raised \$350,000.
- On 6 August 2024, the Company completed an option conversion of 1,000,000 fully paid ordinary shares at \$0.10 per share as a result of options being exercised and raised \$100,000.
- On 2 September 2024, the Company issued 1,500,000 fully paid ordinary shares at \$0.20 per share and raised \$300,000.
- On 4 September 2024, the Company completed an option conversion of 989,911 fully paid ordinary shares at \$0.10 per share as a result of options being exercised and raised \$98,991.
- On 1 October 2024, the Company issued 530,000 fully paid ordinary shares at \$0.20 per share and raised \$106,000.
- On 11 October 2024, the Company issued 2,500,000 fully paid ordinary shares at \$0.20 per share and raised \$500,000.
- On 18 November 2024, the Company completed an option conversion of 1,000,000 fully paid ordinary shares at \$0.10 per share as a result of options being exercised and raised \$100,000.
- On 25 November 2024, the Company completed an option conversion of 10,000,000 fully paid ordinary shares at \$0.10 per share as a result of options being exercised and raised \$1,000,000.
- On 12 December 2024, the Company completed an option conversion of 1,500,000 fully paid ordinary shares at \$0.10 per share as a result of options being exercised and raised \$150,000.
- On 23 December 2024, the Company completed an option conversion of 1,000,000 fully paid ordinary shares at \$0.10 per share as a result of options being exercised and raised \$100,000.
- On 24 December 2024, the Company completed an option conversion of 6,000,000 fully paid ordinary shares at \$0.10 per share as a result of options being exercised and raised \$600,000.

## **Directors' Report**

### ***Issue of unlisted options***

- On 30 July 2024, the Company issued 1,750,000 unquoted options exercisable at \$0.20 each and expiring on 30 July 2027.
- On 2 September 2024, the Company issued 1,500,000 unquoted options exercisable at \$0.20 each and expiring on 2 September 2027.
- On 1 October 2024, the Company issued 530,000 unquoted options exercisable at \$0.20 each and expiring on 1 October 2027.
- On 11 October 2024, the Company issued 3,750,000 unquoted options exercisable at \$0.20 each and expiring on 11 October 2027.

### ***Expiration of unlisted options***

- On 15 July 2024, 2,080,337 unquoted options of the Company expired unexercised.
- On 18 August 2024, 706,900 unquoted options of the Company expired unexercised.
- On 13 September 2024, 1,000,000 unquoted options of the Company expired unexercised.
- On 24 November 2024, 7,686,282 unquoted options of the Company expired unexercised.
- On 26 November 2024, 1,000,000 unquoted options of the Company expired unexercised.
- On 6 December 2024, 1,000,000 unquoted options of the Company expired unexercised.
- On 31 December 2024, 21,500,000 unquoted options of the Company expired unexercised.

The loss of the Group for the half-year after providing for income tax amounted to \$1,157,659 (2023: \$1,086,940).

The net asset position of the Group has increased from \$34,920,429 on 30 June 2024 to \$37,380,164 on 31 December 2024.

## **Fiji Exploration Developments**

### **Projects**

Dome, through its wholly owned Fijian subsidiaries, Dome Mines Pte Ltd and Magma Mines Pte Ltd owns 100% of three Special Prospecting Licences (SPL) in Fiji; namely, SPL1495 (Sigatoka Ironsand Project), SPL1451 (Ono Island Gold Project) and SPL1452 (Nadrau Copper-Gold Project). SPL1451 and SPL1452 were renewed for the new 3-year terms on the 28 June 2024 and the 3 July 2024, respectively.

## Directors' Report

### ***Sigatoka Ironsand Project – SPL1495***

SPL1495 licence was renewed for a further period of three years on 27 April 2022 and will expire on 26 April 2025. The Company has exceeded expenditure guidelines for the current 3-year period and will submit a renewal application for a further 3-year term in April 2025. The Company also plans to submit an application for a Mining Lease over part of the SPL where mining will commence in the second half of 2025.

On receipt of the Phase I DFS report in 2019, Dome management resumed the sonic drill program at Sigatoka to provide detailed sampling data for an update of the initial JORC 2012 resource estimate.

The final stage of the sonic drill program that commenced in September 2019 was completed on April 3, 2020 (55 holes completed). A final JORC 2012 resource update report was released on November 5, 2020 (see ASX release of that date for JORC 2012 Table 1). The total of classified and unclassified resources increased to 189.5 million tonnes. Very importantly at Kulukulu South a new indicated resource of 34 million tonnes with an average Heavy Mineral grade of 19.7% as well as an Inferred Resource of 0.61 million tonnes at 48.3% Heavy Minerals.

During the 2021 September and December quarters, Dome collected and shipped a 15-20 tonne sample of sand representative of the Sigatoka industrial sand-magnetite-heavy mineral deposit to IHC Mining at Yatala, Queensland for large-scale pilot plant processing. (see Plates 1 to 5).

The pilot plant operation examined and optimised processing options, provided engineering data for full-scale production plant design and produced samples for market analysis, all essential inputs for the Feasibility Study. The final Pilot Plant report was issued by IHC in March 2022 and provided samples for market study purposes as well as engineering and processing data for detailed plant design work during the Feasibility Study.

Capital and operating cost estimates along with the results from market studies will be used to create a robust financial model. When completed, the final Feasibility Study report will be submitted to the Mineral Resources Department as part of the application documentation for a mining lease and mineral extraction permit.



**Plate 1** – “Run of mine” bulk sample prepared for pilot plant processing

## Directors' Report



**Plate 2** – Trommel used for oversize and trash removal (>2mm)



**Plate 3** – Pebbles and organic matter from Trommel

## Directors' Report



**Plate 4 – Slimes removal (material <math><45\mu\text{m}</math>)**



**Plate 5 – Washed sand ready for industrial sand and magnetite-heavy mineral recovery (+2mm -45 $\mu\text{m}$ )**



## Directors' Report

Following completion of a review of progress in July 2024 it was determined that a significant saving in capital and operating costs would be achieved by changing the process plant to eliminate the heavy mineral recovery circuit and using a standard construction sand and gravel screening and washing plant adapted for recovery of magnetite using natural rotary magnets. This recognition led to a change in consultants with the Company contracting an engineer with practical operating experience with this new approach.

In addition to the plant modifications for magnetite recovery, a program of testwork conducted on Sigatoka sand samples determined that the construction sand had many special characteristics when used in concrete or asphalt mixes.

These included rapid curing to high compressive strength, prevention of concrete cancer and strong resistance to corrosive environments such as in direct contact with seawater. The tests were completed in May 2023 and confirmed that the Sigatoka sand performs as well or better than other sand used in industry in Australia and internationally.

Since these developments, the Sigatoka Feasibility Study has resumed progress toward completion through the December half-year. As is typical of such studies several parts of the project plan have been identified where additional data or surveys are needed as follows: 1) marine and river studies to determine the best options for bulk marine transport of products, 2) Geotech and water-bore drilling at the Kulukulu South mining area as well as the processing plant site on the east side of the river, 3) magnetite recovery test work at the supplier of rotary natural magnet supplier in China, 4) final engineering design adaption of the CDE sand plant to accommodate the magnetite recovery circuit and 5) completion of mine plan and schedule for the Kulukulu South mining area where mining will commence.



**Plate 6** - Industrial sand samples from large scale pilot plant program

A plan to complete the final parts of Feasibility Study engineering and market activities has been adopted and this work is well underway.

During November 2024, Company Directors were invited to inspect an operating construction sand plant operating in Northern New South Wales. The plant was designed, built and commissioned by CDE and is similar to the type of plant that will be used at Sigatoka (see Plates 7, 8 and 9).

## Directors' Report



**Plate 7** – From left; Mr Tsubata, Mr McCarthy and Mr Hinner representing Dome and Mr Hartmann representing CDE



**Plate 8** – Primary wash-screen process on right and dewatering units on left

## Directors' Report



**Plate 9 - Dewatered sand and movable stacker**

A comprehensive Environmental Impact Assessment (EIA) is completed, but will include several new areas of investigation recently required by the Fiji Government before final DOE approval and sign-off.

### **Emergency De-silting and Dredging Works for Flood Mitigation Purposes**

On August 10<sup>th</sup> 2024, the Ministry of Agriculture and Waterways (MAW) placed an advertisement for Expressions of Interest (EOI) for “Emergency Rivers/Creeks Desilting Works for Flood Mitigation Purpose”. Dome immediately submitted its EOI and is currently awaiting a response from the works committee.

Dome’s Chairman and Country Manager met with the Honorable Minister of Agriculture and Waterways, Mr Vatimi Rayalu and his Director, Mr Marau Vuli in early December to discuss Dome’s wholly owned subsidiary, Magma Mines Pte Ltd’s selection as operator of the Government’s emergency desilting program for the Sigatoka River.

## **Directors' Report**

Subsequent to discussions, a meeting with the fishing rights holders and a recently privately formed resource Management Committee, Government decision makers and Company representatives was held in February 2025 to ensure the fishing rights holders understand that desilting of the Sigatoka River is part of a national Government driven program and not a private company operation by Dome. Dome is now waiting on further instructions from the Minister, and a meeting has been scheduled for Dome's Chairman, Country Manager and Japanese Director to meet with the Minister on 20 March 2025. Given the recent damaging flooding along the Sigatoka River, including businesses in the Sigatoka Town itself, and with the full support of Government, the Company is confident that final approvals to proceed with the dredging plan will be approved.

At its Sigatoka main mining project, Dome proposes to recover magnetite concentrate as well as construction sand and gravel products using similar sand washing and screening processes.

### ***Ono Island Project – SPL1451***

SPL1451 was renewed for a further three-year period from 28 July 2024 to 27 July 2027.

Dome has completed a seven-hole diamond drilling program at the Ono Island Gold Project, in Fiji. A total of 2,276 m was drilled, and 740 half-core samples were sent to a laboratory in Australia for analysis. The drilling program tested several epithermal gold targets at two prospects on the Ono Island (Naqara East and Naqara West).

The targeting of drill holes on Ono Island was based on the positive results from several exploration campaigns completed by Dome over previous years: 1) ionic leach soil sampling; 2) geological/alteration mapping; and 3) an Induced Polarisation (IP) geophysical survey. The IP survey identified several strong IP chargeability anomalies below the anomalous geology and geochemistry defined at surface.

Assays for all holes ONODDH001 to ONODDH007 have been received from ALS Laboratories. Drill hole ONODDH001 (Naqara East), returned anomalous copper assays (to 0.3% Cu) and anomalous Molybdenum assays (to 0.2% Mo). The best Mo intercept is 5.05 m @ 0.0643% (643 ppm Mo), from 323 to 328.05 m. This intercept comprises 5 contiguous one metre samples ranging from 110 ppm to 2,040 ppm Mo.

Although gold-silver assay results are only slightly anomalous within areas of strong alteration with maximum assay values of 0.036 g/t Au and 3.6 g/t Ag. The size and intensity of the hydrothermal alteration system warrants further exploration for "Pacific Rim Of Fire" style gold-silver deposits.

In summary, a large sulphide-bearing system weakly anomalous in several metals has been defined at Naqara East prospect on Ono Island, SPL 1451. This system has many similarities to other Pacific Rim gold-copper deposits. The strong epithermal alteration, sulphide mineralisation, elevated Cu-Mo and weakly anomalous Au-Ag in drill core samples is encouraging. Additional systematic drilling is recommended to discover anomalous gold zones within these large sulphide bodies

### ***Nadrau Project – SPL1452***

SPL1452 was renewed for a further 3-year term commencing from 3 July 2024 to 2 July 2027.

The Nadrau Project (SPL1452) includes at least two prospects, Namoli and Wainivau, which are highly prospective for large-scale intrusive porphyry copper-gold mineralisation and associated epithermal gold-silver mineralisation. The Sovi Basin or western block of the SPL has yet to be explored and may contain additional prospects.

The Namoli and Wainivau are located adjacent to the giant undeveloped Namosi porphyry copper-gold resource, held by the Newcrest Joint Venture. Namosi contains 8 million ounces of gold and 8.6 million tonnes of copper based on published JORC 2012 reports by Newcrest. Namosi is currently in the Prefeasibility Stage of development.

## Directors' Report

Anomalous gold-copper in the area around Wainivau. Anomalous gold-copper in stream sediments also exists to the NW of Wainivau towards Namoli, and this trend is broadly coincident with a mapped NW-trending zone of iron-oxide breccia observed in the field, which contains anomalous metals. The new stream sediment data are consistent with the historical copper geochemical data from Amoco, CRA, and Placer reports. Dome has a much higher degree of confidence in the historical data now, and will utilize all the historical and modern data, to develop new targets for future exploration programs.

Dome has created a comprehensive computerised database that incorporates all exploration by Dome and results by companies dating back to the 1960's. Dome also obtained airborne magnetometer and radiometric geophysical data from a 1991 AusAide survey. Processing of this data shows magnetic and potassium anomalies coincident with porphyry intrusives at Namoli-Wainivau. These anomalies are similar to those observed from the same data over the Namosi deposits.

In November 2021, local villagers reported to the Company that an area of mineralisation had been exposed during road upgrades in an area within SPL1452. Dome geologists undertook a brief field inspection and discovered exposures of silicified porphyry and quartz diorite porphyry intrusives containing disseminated pyrite and hematite oxidation after pyrite over a large area (see Plate 10). A total of nine grab samples were collected and assayed by ALS Laboratories.



**Plate 10** – Satellite image showing GPS locations of nine grab samples collected from outcrops on SPL1452 (Scale 1cm = approx. 100m)

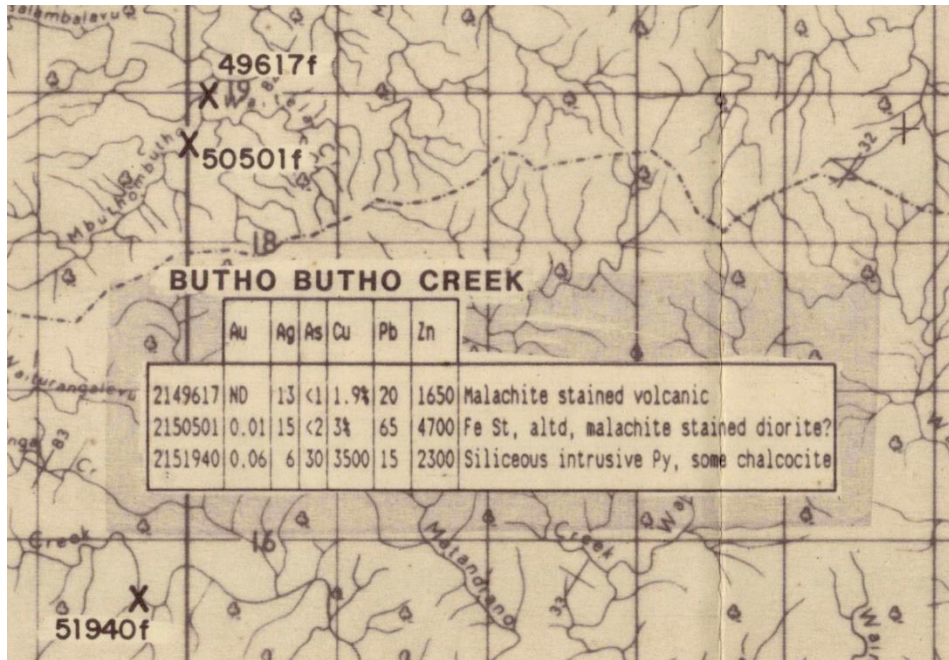
Based on the compilation and interpretation of the available exploration results Dome proposes to undertake an IP and ground magnetometer surveys over the airborne survey anomalies to identify specific areas for diamond drill testing for copper-gold zones within the intrusive centres.

The data acquired to date shows very encouraging signs that a Cu-Au porphyry system similar to Namosi, exists at Namoli-Wainivau.

## Directors' Report

Although no field exploration was possible on the SPL during the December half-year was possible due to persistent rain this wet season, research by Company geologists uncovered a report on exploration results conducted during the late 1980's on then SPL1325 that included part of the western block of Dome's SPL1452.

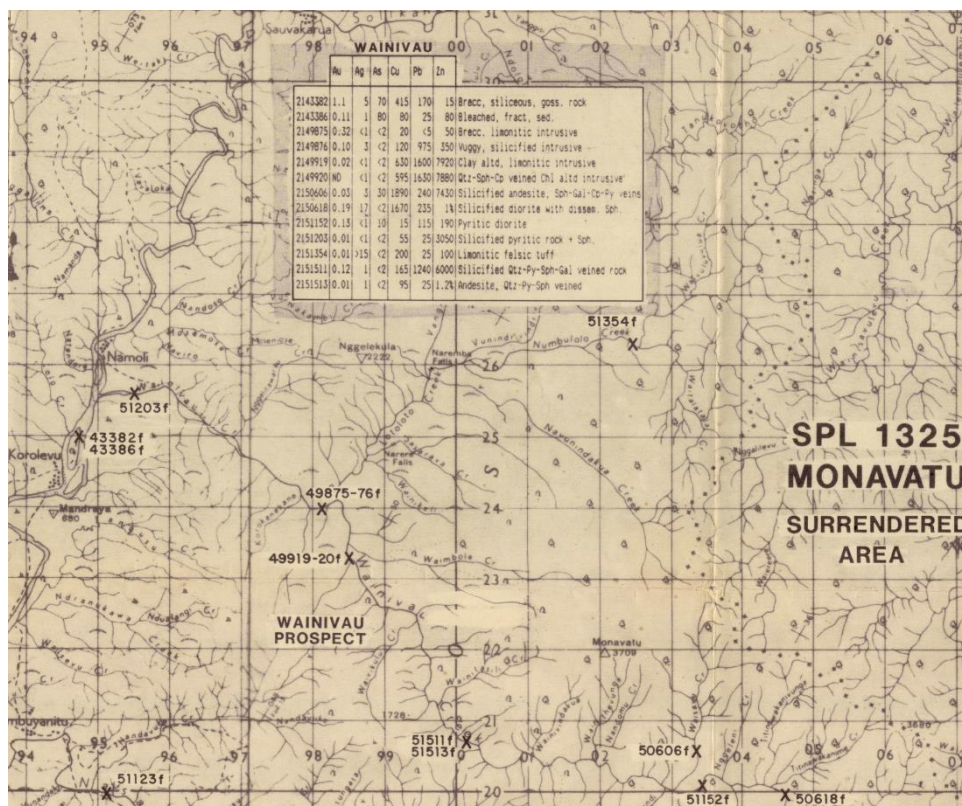
Rock chip float samples collected from the Butho Butho Creek area, to the southeast of the previously known extent of the Wainivau Prospect, produced strongly anomalous copper results (see map image below with analytical results).



**Plate 11** – Rock Chip float sample locations and tabulation of analytical results from CRA Exploration data published in a report to MRD dated September, 1989. Note each map square is 1 square kilometer.

The same report also showed sample locations and analytical results from the Namoli-Wainivau area that correspond with sampling completed by Dome's exploration geologists. Rock float anomalous in both gold and copper are present at Namoli and Wainivau that in the Company's opinion warrant follow-up exploration. This will be undertaken in the first quarter of 2025 when weather conditions permit access.

## Directors' Report



**Plate 12** – Rock Chip float sample locations and tabulation of analytical results from CRA Exploration data published in a report to MRD dated September, 1989. Note each map square is 1 square kilometer.

### NO MATERIAL CHANGES STATEMENT

Dome Gold Mines Ltd confirms that it is not aware of any new information or data that would materially affect the information included in the quarterly activities report released 30 January 2025 and that all material assumptions and technical parameters in the market announcements continue to apply and have not materially changed.

### COMPETENT PERSON STATEMENT

The information in this Half-Yearly Report that relates to Exploration Results is based on information compiled by John V McCarthy. Mr McCarthy is the non-executive Chairman of the Company and a Member of the Australasian Institute of Mining and Metallurgy and has sufficient experience which is relevant to the style of mineralisation and type of deposits under consideration and to the activities which he is undertaking to qualify as a Competent Person as defined in the 2012 Edition of the 'Australasian Code for Reporting of Exploration Results, Mineral Resources and Ore Reserves'. Mr McCarthy, through his family Superannuation fund, holds shares in the Company and is paid fixed directors fees for his services. He consents to the inclusion in this Interim Report of the matters based on his information in the form and context in which it appears.

## **Directors' Report**

### **SUBSEQUENT EVENTS**

No matters or circumstances have arisen since the end of the financial period which significantly affected or may significantly affect the operations of the Company, the results of those operations, or the state of affairs of the Company in future financial years.




## **Directors' Report**

### **AUDITOR'S INDEPENDENCE DECLARATION UNDER SECTION 307C OF THE CORPORATIONS ACT 2001**

The auditor's independence declaration is set out on page 15 as required under section 307C of the Corporations Act 2001 and forms part of this Directors' Report.

Signed in accordance with a resolution of the directors.



John V McCarthy  
Chairman  
Sydney, 13 March 2025



# Lead Auditor's Independence Declaration under Section 307C of the Corporations Act 2001

To the Directors of Dome Gold Mines Limited

I declare that, to the best of my knowledge and belief, in relation to the review of Dome Gold Mines Limited for the half-year ended 31 December 2024 there have been:

- i. no contraventions of the auditor independence requirements as set out in the *Corporations Act 2001* in relation to the review; and
- ii. no contraventions of any applicable code of professional conduct in relation to the review.

A handwritten signature of 'KPMG' in blue ink.

KPMG

A handwritten signature in blue ink, appearing to be 'Adam Twemlow'.

Adam Twemlow  
Partner

Bundall  
13 March 2025

## Condensed Consolidated Statement of Profit or Loss and Other Comprehensive Income

For the half-year ended 31 December 2024

	Notes	31 December 2024 \$	31 December 2023 \$
Other income		684	709
Employee benefits expenses (including directors' fees)		(283,218)	(256,497)
Consultancy fees		(482,944)	(518,211)
Other expenses		(348,794)	(279,344)
Depreciation		(2,073)	(2,583)
Finance costs		(38,427)	(29,043)
Loss on foreign exchange		(339)	(7)
Impairment loss	8	-	(1,964)
<b>Loss before income tax expense</b>		<b>(1,155,111)</b>	<b>(1,086,940)</b>
Income tax expense		(2,548)	-
<b>Loss for the period</b>		<b>(1,157,659)</b>	<b>(1,086,940)</b>
<b>Other comprehensive income for the period</b>			
<i>Items that may be reclassified subsequently to profit or loss:</i>			
Exchange differences on translating foreign controlled entities		323,685	(67,941)
<b>Total comprehensive loss for the period</b>		<b>(833,974)</b>	<b>(1,154,881)</b>
<b>Earnings per share</b>			
Basic and diluted loss per share (cents per share)	4	<b>(0.31)</b>	<b>(0.31)</b>

The above condensed consolidated statement of profit or loss and other comprehensive income should be read in conjunction with the accompanying notes.

**Condensed Consolidated Statement of Financial Position**  
**As at 31 December 2024**

	Notes	31 December 2024 \$	30 June 2024 \$
<b>CURRENT ASSETS</b>			
Cash and cash equivalents		1,207,988	996
Trade and other receivables		40,991	88,720
Other assets		142,331	56,283
<b>TOTAL CURRENT ASSETS</b>		<b>1,391,310</b>	<b>145,999</b>
<b>NON-CURRENT ASSETS</b>			
Property, plant and equipment		36,558	40,091
Capitalised exploration and evaluation expenditure	8	36,600,194	36,052,487
Right-of-use assets	5	27,776	48,152
Other assets		252,692	244,459
<b>TOTAL NON-CURRENT ASSETS</b>		<b>36,917,220</b>	<b>36,385,189</b>
<b>TOTAL ASSETS</b>		<b>38,308,530</b>	<b>36,531,188</b>
<b>CURRENT LIABILITIES</b>			
Lease liabilities	5	30,378	44,938
Provisions		33,767	22,671
Trade and other payables	6	156,350	667,396
<b>TOTAL CURRENT LIABILITIES</b>		<b>220,495</b>	<b>735,005</b>
<b>NON-CURRENT LIABILITIES</b>			
Lease liabilities	5	-	6,360
Borrowings	7	707,871	869,394
<b>TOTAL NON-CURRENT LIABILITIES</b>		<b>707,871</b>	<b>875,754</b>
<b>TOTAL LIABILITIES</b>		<b>928,366</b>	<b>1,610,759</b>
<b>NET ASSETS</b>		<b>37,380,164</b>	<b>34,920,429</b>
<b>EQUITY</b>			
Issued capital	9	53,784,104	50,659,480
Foreign currency translation reserve		721,172	397,487
Share-based payment reserve		2,836,156	6,270,900
Accumulated losses		(19,961,268)	(22,407,438)
<b>TOTAL EQUITY</b>		<b>37,380,164</b>	<b>34,920,429</b>

The above condensed consolidated statement of financial position should be read in conjunction with the accompanying notes.

**Condensed Consolidated Statement of Changes in Equity**  
**For the half-year ended 31 December 2024**

		Issued Capital \$	Foreign Currency Translation Reserves \$	Share Option Reserve \$	Accumulated Losses \$	Total Equity \$
<b>Balance at 1 July 2023</b>		<b>49,149,196</b>	<b>460,723</b>	<b>7,469,137</b>	<b>(21,543,083)</b>	<b>35,535,973</b>
<b>Transaction with owners</b>						
Ordinary shares issued	9	183,456	-	-	-	183,456
Transaction costs on issue of shares	9	(1,705)	-	-	-	(1,705)
Transfer to share option reserve – exercise of share options		-	-	(173,396)	173,396	-
Transfer to share option reserve - expiry of share options		-	-	(380,255)	380,255	-
<b>Total transactions with owners</b>		<b>181,751</b>	<b>-</b>	<b>(553,651)</b>	<b>553,651</b>	<b>181,751</b>
Other comprehensive income		-	(67,941)	-	-	(67,941)
Loss for the period		-	-	-	(1,086,940)	(1,086,940)
<b>Total comprehensive loss for the period</b>		<b>-</b>	<b>(67,941)</b>	<b>-</b>	<b>(1,086,940)</b>	<b>(1,154,881)</b>
<b>Balance at 31 December 2023</b>		<b>49,330,947</b>	<b>392,782</b>	<b>6,915,486</b>	<b>(22,076,372)</b>	<b>34,562,843</b>
<b>Balance at 1 July 2024</b>		<b>50,659,480</b>	<b>397,487</b>	<b>6,270,900</b>	<b>(22,407,438)</b>	<b>34,920,429</b>
<b>Transaction with owners</b>						
Ordinary shares issued	9	3,496,957	-	-	-	3,496,957
Transaction costs on issue of shares	9	(203,248)	-	-	-	(203,248)
Share based payments – equity transaction costs	9	(169,085)	-	169,085	-	-
Transfer to share option reserve – exercise of share options		-	-	(397,650)	397,650	-
Transfer to share option reserve - expiry of share options		-	-	(3,206,179)	3,206,179	-
<b>Total transactions with owners</b>		<b>3,124,624</b>	<b>-</b>	<b>(3,434,744)</b>	<b>3,603,829</b>	<b>3,293,709</b>
Other comprehensive income		-	323,685	-	-	323,685
Loss for the period		-	-	-	(1,157,659)	(1,157,659)
<b>Total comprehensive loss for the period</b>		<b>-</b>	<b>323,685</b>	<b>-</b>	<b>(1,157,659)</b>	<b>(833,974)</b>
<b>Balance at 31 December 2024</b>		<b>53,784,104</b>	<b>721,172</b>	<b>2,836,156</b>	<b>(19,961,268)</b>	<b>37,380,164</b>

The above condensed consolidated statement of changes in equity should be read in conjunction with the accompanying notes.

**Condensed Consolidated Statement of Cash Flows**  
**For the half-year ended 31 December 2024**

	<b>31 December 2024</b>	<b>31 December 2023</b>
	<b>\$</b>	<b>\$</b>
<b>CASH FLOWS FROM OPERATING ACTIVITIES</b>		
Interest received	684	709
Cash paid to suppliers and employees	(1,579,878)	(826,977)
Income tax paid	(12,573)	-
Interest paid	(578)	-
Other tax received/(paid)	30,371	(34,479)
<b>Net cash used in operating activities</b>	<b>(1,561,974)</b>	<b>(860,747)</b>
<b>CASH FLOWS FROM INVESTING ACTIVITIES</b>		
Net cash released from deposits	-	60
Payments for exploration and evaluation	(298,362)	(252,841)
Purchase of property, plant & equipment	(8,728)	(1,290)
Payments for impaired exploration assets	-	-
<b>Net cash used in investing activities</b>	<b>(307,090)</b>	<b>(254,071)</b>
<b>CASH FLOWS FROM FINANCING ACTIVITIES</b>		
Proceeds from issue of share capital	3,496,957	183,456
Proceeds from borrowings	150,800	633,423
Proceeds received in advance for share issuance	6	700,000
Repayment of borrowings	(353,239)	(166,088)
Repayment of lease liabilities	5	(17,458)
Cash paid on share issue costs	(196,519)	(4,042)
<b>Net cash provided by financing activities</b>	<b>3,075,351</b>	<b>1,329,291</b>
<b>Net increase in cash and cash equivalents</b>	<b>1,206,287</b>	<b>214,473</b>
<b>Cash and cash equivalents at the beginning of the financial period</b>	<b>996</b>	<b>100,465</b>
<b>Exchange differences on cash and cash equivalents</b>	<b>705</b>	<b>(118)</b>
<b>Cash and cash equivalents at the end of the financial period</b>	<b>1,207,988</b>	<b>314,820</b>

The above condensed consolidated statement of cash flows should be read in conjunction with the accompanying notes.

## Notes to the Condensed Interim Consolidated Financial Statements

### 1 BASIS OF PREPARATION

The condensed interim consolidated financial statements of the Group are for the six months ended 31 December 2024 and are presented in Australian dollars (\$), which is the functional currency of the parent company. These general purpose interim financial statements have been prepared in accordance with the requirements of the Corporations Act 2001 and AASB 134 Interim Financial Reporting. They do not include all of the information required in annual financial statements in accordance with Australian Accounting Standards, and should be read in conjunction with the consolidated financial statements of the Group for the year ended 30 June 2024 and any public announcements made by the Group during the half-year in accordance with continuous disclosure requirements arising under the Australian Stock Exchange Listing Rules and the Corporations Act 2001.

The interim financial statements have been approved and authorised for issue by the board of directors on 13 March 2025.

#### Going concern

The consolidated interim financial statements have been prepared on a going concern basis which contemplates the realisation of assets and settlement of liabilities in the ordinary course of business.

For the 6 months to 31 December 2024, the Group has incurred a trading loss of \$1,157,659 (2023: \$1,086,940), used \$1,860,336 (2023: \$1,113,588) of net cash in operations including payments for exploration. The Group also had a net current asset position of \$1,170,815, accumulated losses of \$19,961,268 and a cash balance of \$1,207,988 as at 31 December 2024. The Group's main activity is exploration and as such it does not presently have a source of operating income, rather it is reliant on equity raisings or funds from other external sources to fund its activities.

As set out in note 7, there are existing debt facilities of \$4,892,129 which were unused as at 31 December 2024 and are provided by privately owned entities, expiring 31 December 2026.

The Directors have prepared cash flow projections for the period through to 31 March 2026 that support the ability of the Group to continue as a going concern. These cash flow projections assume the Group continues substantial exploration activities in the areas of interest, which will require additional funding from shareholders or other parties that is yet to be secured at the date of this report.

The ongoing operation of the Group is dependent upon:

- the Group raising additional funding from shareholders or other parties; and
- the Group reducing expenditure in line with available funding.

These conditions give rise to a material uncertainty that may cast significant doubt upon the Group's ability to continue as a going concern.

In the event that the Group does not obtain additional funding, the achievement of which is inherently uncertain, and the Group does not reduce expenditure in line with available funding, it may not be able to continue its operations as a going concern and therefore may not be able to realise its assets, including the capitalised exploration and evaluation expenditure of \$36,600,194 at 31 December 2024, and extinguish its liabilities in the ordinary course of operations and at the amounts stated in the Interim financial report.

## Notes to the Condensed Interim Consolidated Financial Statements

### 2 MATERIAL ACCOUNTING POLICIES

The interim financial statements have been prepared in accordance with the same accounting policies adopted in the Group's last annual financial statements for the year ended 30 June 2024, unless otherwise stated. The Group has not early adopted any standard, interpretation or amendment that has been issued but is not yet effective.

The accounting policies have been applied consistently throughout the Group for the purposes of preparation of these interim financial statements.

### 3 SEGMENT REPORTING

Segment information is presented in respect of the Group's management and internal reporting structure.

Transactions with business segments are determined on an arm's length basis.

Segment results, assets and liabilities include items directly attributable to a segment as well as those that can be allocated on a reasonable basis. Unallocated items comprise mainly income earning assets and revenue, and corporate assets and expenses.

#### Business segments

For the half-year ended 31 December 2024 the Group principally operated in Fiji in the mineral exploration sector.

The Group has two reportable segments, as described below.

Operating Segment	Iron Sand Project \$	Gold Projects \$	Unallocated \$	Consolidated Total \$
<b>6 months to 31 December 2024</b>				
<b>Segment revenue</b>				
Finance income	325	18	341	684
<b>Total revenue</b>	<b>325</b>	<b>18</b>	<b>341</b>	<b>684</b>
Depreciation	-	-	(2,073)	(2,073)
<b>Segment loss</b>	<b>(19,348)</b>	<b>(25,531)</b>	<b>(1,112,780)</b>	<b>(1,157,659)</b>
<b>Segment assets</b>	<b>34,604,883</b>	<b>2,349,816</b>	<b>1,353,831</b>	<b>38,308,530</b>
<b>Segment liabilities</b>	<b>74,939</b>	<b>14,786</b>	<b>838,641</b>	<b>928,366</b>



## Notes to the Condensed Interim Consolidated Financial Statements

### 3 SEGMENT REPORTING (CONTINUED)

Operating Segment	Iron Sand Project	Gold Projects	Unallocated	Consolidated Total
	\$	\$	\$	\$
<b>6 months to 31 December 2023</b>				
<b>Segment revenue</b>				
Finance income	654	43	12	709
<b>Total revenue</b>	<b>654</b>	<b>43</b>	<b>12</b>	<b>709</b>
Impairment	-	(1,964)	-	(1,964)
Depreciation	-	-	(2,583)	(2,583)
<b>Segment loss</b>	<b>(22,858)</b>	<b>(26,691)</b>	<b>(1,037,391)</b>	<b>(1,086,940)</b>
<b>Segment assets</b>	<b>33,910,057</b>	<b>2,282,522</b>	<b>371,443</b>	<b>36,564,022</b>
<b>Segment liabilities</b>	<b>109,146</b>	<b>14,393</b>	<b>1,877,640</b>	<b>2,001,179</b>

Reconciliation of reportable segment profit & loss, assets and liabilities

	6 months to 31 December 2024	6 months to 31 December 2023
	\$	\$
<b>Loss before tax</b>		
Loss before tax for reportable segments	(44,879)	(49,549)
Other loss before tax unallocated	(1,112,780)	(1,037,391)
Consolidated loss before tax	<b>(1,157,659)</b>	<b>(1,086,940)</b>
<b>Assets</b>		
Total assets for reportable segments	36,954,699	36,192,579
Other assets unallocated	1,353,831	371,443
Consolidated assets	<b>38,308,530</b>	<b>36,564,022</b>
<b>Liabilities</b>		
Total liabilities for reportable segments	89,725	123,539
Other liabilities unallocated	838,641	1,877,640
Consolidated liabilities	<b>928,366</b>	<b>2,001,179</b>

## Notes to the Condensed Interim Consolidated Financial Statements

### 4 LOSS PER SHARE

Basic and diluted loss per share have been calculated using:	6 months to 31 December 2024	6 months to 31 December 2023
Loss for the period attributable to equity holders of the Company	<u>(1,157,659)</u>	<u>(1,086,940)</u>
	<u>No of Shares</u>	
Weighted average number of shares at the end of the period used in basic and diluted loss per share	376,610,886	353,473,367
Basic and diluted loss per share (cents per share)	<u>(0.31)</u>	<u>(0.31)</u>

As the Group is loss making, none of the potentially dilutive securities are currently dilutive.

### 5 LEASES

The Group has long-term operating lease commitments relating to an office lease and motor vehicle lease in Fiji. The leases are reflected on the balance sheet as right-of-use assets and lease liabilities.

The table below describes the nature of the Group's leasing activities recognised on the balance sheet.

Right-of-use assets	No of right-of-use assets leased	Remaining lease term	No of leases with extension options	No of leases with options to purchase	No of leases with variable payments linked to an index	No of leases with termination options
Office	1	6 months	-	-	-	-
Motor vehicle	1	10 months	-	-	-	-

The Group has a short-term operating lease commitment of office lease in Australia, expiring within one month. A new short-term lease for the same has been renewed for another 6 months expiring in July 2025. The Group elects to apply the recognition exemptions of AASB 16 to the lease and recognises lease payments as an expense on a straight-line basis.

#### **Right-of-use Assets**

Right-of-use assets are measured at cost comprising the following:

- the amount of the initial measurement of lease liability
- any lease payments made at or before the commencement date less any lease incentives received
- any initial direct costs, and
- restoration costs.

Right-of-use assets are generally depreciated over the shorter of the asset's useful life and the lease term on a straight-line basis. If the Group is reasonably certain to exercise a purchase option, the right-of-use asset is depreciated over the underlying asset's useful life.

## Notes to the Condensed Interim Consolidated Financial Statements

### 5 LEASES (CONTINUED)

Right-of-use assets are presented in the statement of financial position as follows:

	31 December 2024 \$	Consolidated 30 June 2024 \$
<b>Non-current assets</b>		
Right-of-use assets	105,326	101,894
Less: Accumulated depreciation	<u>(77,550)</u>	<u>(53,742)</u>
	<u>27,776</u>	<u>48,152</u>

#### *Reconciliations*

Reconciliations of the written down values at the beginning and end of the current and previous financial period are set out below:

<b>Consolidated</b>	<b>\$</b>
Balance at 30 June 2024	48,152
Other adjustment of depreciation capitalised (refer below)	(21,998)
Net exchange difference	<u>1,622</u>
Balance at 31 December 2024	<u>27,776</u>

	31 December 2024 \$	30 June 2024 \$
<b>Right-of-use assets</b>		
Motor vehicle	14,443	22,356
Office	<u>13,333</u>	<u>25,796</u>
Total right-of-use assets	<u>27,776</u>	<u>48,152</u>

#### **Lease Liabilities**

Lease liabilities include the net present value of the following lease payments:

- fixed payments (including in-substance fixed payments), less any lease incentives receivable;
- variable lease payment that are based on an index or a rate, initially measured using the index or rate as at the commencement date;
- amounts expected to be payable by the Group under residual value guarantees;
- the exercise price of a purchase option if the group is reasonably certain to exercise that option; and
- payments of penalties for terminating the lease, if the lease term reflects the group exercising that option.

## Notes to the Condensed Interim Consolidated Financial Statements

### 5 LEASES (CONTINUED)

Lease payments to be made under reasonably certain extension options are also included in the measurement of the liability. The lease payments are discounted using the interest rate implicit in the lease. If that rate cannot be readily determined, the entity's incremental borrowing rate is used, being the rate that the individual lessee would have to pay to borrow the funds necessary to obtain an asset of similar value to the right-of-use asset in a similar economic environment with similar terms, security and conditions.

To determine the incremental borrowing rate, the Group uses recent arm's length borrowing rate received as a starting point, adjusted to reflect changes in financing conditions since borrowing was received, making adjustments specific to the lease (e.g. term, country, currency and security).

Lease payments are allocated between principal and finance cost. The finance cost is charged to profit or loss over the lease period so as to produce a constant periodic rate of interest on the remaining balance of the liability for each period.

Lease liabilities are presented in the statement of financial position as follows:

	<b>31 December 2024</b>	<b>30 June 2024</b>
	\$	\$
Current	30,378	44,938
Non-current	-	6,360
Total lease liabilities	<u>30,378</u>	<u>51,298</u>

The lease liabilities are secured by the related underlying assets. Future minimum lease payments as at 31 December 2024 were as follows:

	<b>Minimum lease payments due</b>		<b>Total</b>
	<b>Within one year</b>	<b>One to three years</b>	
<b>31 December 2024</b>	\$	\$	\$
Lease payments	31,282	-	31,282
Finance charges	(904)	-	(904)
Net present value	<u>30,378</u>	<u>-</u>	<u>30,378</u>
<b>30 June 2024</b>			
Lease payments	47,649	6,439	54,088
Finance charges	(2,711)	(79)	(2,790)
Net present value	<u>44,938</u>	<u>6,360</u>	<u>51,298</u>

#### ***Additional profit or loss and cash flow information***

Amounts recognised in the statement of profit or loss and other comprehensive income:

	<b>6 months to</b>	<b>Year to</b>
	<b>31 December 2024</b>	<b>30 June 2024</b>
	\$	\$
Depreciation*	-	-
Interest expenses on lease*	-	-
Short-term lease expenses	51,294	99,940

## Notes to the Condensed Interim Consolidated Financial Statements

### 5 LEASES (CONTINUED)

Amounts recognised in the statement of cash flows:

	<b>31 December 2024</b>	<b>30 June 2024</b>
	\$	\$
Repayment of lease liabilities	22,648	38,318
Short-term lease payments	104,275	100,264
Amount recognised as part of exploration cost payments capitalised	26,605	9,331
Total cash outflow in respect of leases in the year	<u>153,528</u>	<u>147,913</u>

\*Depreciation of \$21,998 and interest of \$1,979 on leases were capitalised as capitalised exploration and evaluation expenditure as at 31 December 2024.

### 6 TRADE AND OTHER PAYABLES

#### Current

Accruals	81,909	260,098
Trade creditors	43,299	372,325
Other payables	31,142	34,973
Total trade and other payables	<u>156,350</u>	<u>667,396</u>

### 7 BORROWINGS

#### Non-current

Loans from related parties	248,180	429,812
Loan from third party	459,691	439,582
Total borrowings	<u>707,871</u>	<u>869,394</u>

The Company has one loan facility with a third party and three loan facilities with related parties as at the reporting date.

The outstanding loan payable including principal and interest on the third-party loan facility as at 31 December 2024 is \$459,691 (30 June 2024: \$439,582). As at reporting date the facility limit is \$1,000,000. The agreed interest rate on this unsecured loan is 10%. During the period the loan facility was extended to 31 December 2026.

The outstanding loan payable including principal and interest on the first related party loan facility as at 31 December 2024 is \$248,180 (30 June 2024: \$429,073). The loan has been provided by an entity related to Sarah Harvey who is a director of the Company. The agreed interest rate on this unsecured loan is 10%. As at reporting date the facility limit is \$1,000,000. During the period the loan facility was extended to 31 December 2026. \$350,000 of the loan was repaid to this related party during the half year ended 31 December 2024.

There is no outstanding loan payable on the second and third related party facilities as at 31 December 2024 (30 June 2024: \$739). The loans have been provided by Tadao Tsubata (a director of the Company) and a related entity. As at reporting date the total facility limit with these two related parties is \$3,600,000 and the facilities are not secured. During the period the loan facilities were extended to 31 December 2026. During the half year ended 31 December 2024, the Company paid off the loan outstanding to Tadao Tsubata as at 30 June 2024, which amounted to \$739.

Total interest on borrowings during the period amounted to \$38,417, of which \$18,307 is attributable to the Group's related party loan facilities.

## Notes to the Condensed Interim Consolidated Financial Statements

### 8 CAPITALISED EXPLORATION AND EVALUATION EXPENDITURE

	6 months to 31 December 2024 \$	Year to 30 June 2024 \$
Opening balance	36,052,487	35,555,802
Exploration expenditure capitalised during the period	237,219	553,952
Net exchange difference	310,487	(54,260)
Impairment	-	(3,007)
Closing balance	<u>36,600,194</u>	<u>36,052,487</u>

The ultimate recoupment of these costs is dependent on the successful development and exploitation, or alternatively sale, of the respective areas of interest.

The SPL1495 licence was renewed for a further period of three years on 27 April 2022 and will expire on 26 April 2025. The Company has exceeded expenditure guidelines for the current 3-year period and will submit a renewal application for a further 3-year term in April 2025. There is no reason why this renewal will not be granted.

The SPL1452 licence was renewed for a further period of three years on 3 July 2024 and now will expire on 2 July 2027. The Company continued to expense the exploration costs and monitored the progress of the project for the half year ended 31 December 2024. The Company will review and reassess the carrying value of SPL 1452 for impairment reversal at the end of the financial year.

### 9 ISSUED CAPITAL

The Group issued 28,689,574 shares during the six months to 31 December 2024 for cash. Each share has the same right to receive dividends and the repayment of capital and represents one vote at the shareholders' meeting of Dome Gold Mines Ltd. Shares issued and authorised are summarised as follows:

Shares	6 months to 31 Dec 2024 Shares	Year to 30 Jun 2024 Shares	6 months to 31 Dec 2024 \$	Year to 30 Jun 2024 \$
Balance at the beginning of the reporting period	367,739,086	353,214,136	50,659,480	49,149,196
Shares issued during the period	28,689,574	14,524,950	3,496,957	1,702,495
Shares issue costs	-	-	(372,333)*	(192,211)
Balance at reporting date	<u>396,428,660</u>	<u>367,739,086</u>	<u>53,784,104</u>	<u>50,659,480</u>

\*Included in costs of issue are cash expenses of \$203,248 and \$169,085 in respect of the fair value of options issued to brokers in lieu of service.

On 12 July 2024, the Company issued 919,663 fully paid ordinary shares at \$0.10 per share to a related party of Mr Tsubata as a result of options being exercised and raised \$91,966. There were no other issuances of share capital to related parties during the six months to 31 December 2024.

## Notes to the Condensed Interim Consolidated Financial Statements

### 10 COMMITMENTS

SPL 1495 is valid until 26 April 2025. The minimum tenement expenditure requirements for the licence period were met in full as 31 December 2024.

SPL 1451 has been renewed for another 3 years from 28 June 2024 to 27 June 2027 with the remaining estimated commitment of \$748,138 as at 31 December 2024.

SPL 1452 has been renewed for another 3 years from 3 July 2024 to 2 July 2027 with the remaining estimated commitment of \$783,405 as at 31 December 2024.

### 11 SUBSEQUENT EVENTS

No matters or circumstances have arisen since the end of the financial period which significantly affected or may significantly affect the operations of the Company, the results of those operations, or the state of affairs of the Company in future financial years.

### 12 SHARE-BASED PAYMENTS

During the half-year ended 31 December 2024, 4,765,000 options were issued in exchange for goods or services provided.

The fair values of options granted were determined using a variation of the Black-Scholes option pricing model utilising the key inputs including the Group's risk-free borrowing rate and volatility of the Group's shares. The fair value is appraised at the grant date and excludes the impact of non-market vesting conditions.

The underlying expected volatility was determined by reference to historical data of the Company's shares over a period of time. No special features inherent to the options granted were incorporated into measurement of fair value.

#### *Share options issued in lieu of brokerage fees*

Awarded during the year	Award date and vesting date	Expiry date	Fair value of options at award date	Exercise price	Risk free rate (%)	Expected volatility (%)	Value of options granted during the year (\$)	Amount of share issue costs recognised (\$)
<b>2022</b>								
18,750,000	20/4/2022	20/4/2025	\$0.1299	\$0.10	2.55	53.46	2,435,839	2,435,839
260,000	29/6/2022	29/6/2025	\$0.1851	\$0.10	3.24	48.78	48,116	48,116
							<u>2,483,955</u>	<u>2,483,955</u>
<b>2023</b>								
580,000	21/11/2022	21/11/2025	\$0.0985	\$0.20	3.20	49.29	57,124	57,124
							<u>57,124</u>	<u>57,124</u>
<b>2024</b>								
1,250,000	18/01/2024	18/01/2027	\$0.1008	\$0.10	3.84	53.59	125,993	125,993
1,750,000	30/07/2024	30/07/2027	\$0.0576	\$0.20	3.97	52.80	100,772	100,772
1,500,000	2/09/2024	2/09/2027	\$0.0238	\$0.20	3.60	57.39	35,718	35,718
265,000	1/10/2024	1/10/2027	\$0.0214	\$0.20	3.55	57.40	5,676	5,676
1,250,000	11/10/2024	11/10/2027	\$0.0215	\$0.20	3.78	57.33	26,919	26,919
							<u>295,078</u>	<u>295,078</u>

## Directors' Declaration

In the opinion of the directors of Dome Gold Mines Ltd:

1. the consolidated interim financial statements and notes of Dome Gold Mines Ltd are in accordance with the Corporations Act 2001, including


i. giving a true and fair view of its financial position as at 31 December 2024 and of its performance for the half-year ended on that date; and

ii. complying with Accounting Standard AASB 134 Interim Financial Reporting; and

2. there are reasonable grounds to believe that the Company will be able to pay its debts as and when they become due and payable.

Signed in accordance with a resolution of the directors.

On behalf of the Board



**John V McCarthy**

Chairman

Dated this 13 March 2025

Sydney





# Independent Auditor's Review Report

To the shareholders of Dome Gold Mines Limited

## Conclusion

We have reviewed the accompanying **Interim Financial Report** of Dome Gold Mines Limited.

Based on our review, which is not an audit, we have not become aware of any matter that makes us believe that the Interim Financial Report of Dome Gold Mines Limited does not comply with the *Corporations Act 2001*, including:

- giving a true and fair view of the **Group's** financial position as at 31 December 2024 and of its performance for the Half-year ended on that date; and
- complying with *Australian Accounting Standard AASB 134 Interim Financial Reporting* and the *Corporations Regulations 2001*.

The **Interim Financial Report** comprises:

- Condensed Consolidated statement of financial position as at 31 December 2024
- Condensed Consolidated statement of profit or loss and other comprehensive income, condensed consolidated statement of changes in equity and condensed consolidated statement of cash flows for the Half-year ended on that date
- Notes 1 to 12 including selected explanatory notes
- The Directors' Declaration.

The **Group** comprises Dome Gold Mines Limited (the Company) and the entities it controlled at the Half year's end or from time to time during the Half-year.

## Basis for Conclusion

We conducted our review in accordance with ASRE 2410 *Review of a Financial Report Performed by the Independent Auditor of the Entity*. Our responsibilities are further described in the *Auditor's Responsibilities for the Review of the Financial Report* section of our report.

We are independent of the Group in accordance with the auditor independence requirements of the *Corporations Act 2001* and the ethical requirements of the *Accounting Professional and Ethical Standards Board's APES 110 Code of Ethics for Professional Accountants (including Independence Standards)* (the Code) that are relevant to our audit of the annual financial report in Australia. We have also fulfilled our other ethical responsibilities in accordance with these requirements.

## Material uncertainty related to going concern

We draw attention to Note 1, "Going Concern" in the Interim Financial Report. The events or conditions disclosed in Note 1, indicate a material uncertainty exists that may cast significant doubt on the Group's ability to continue as a going concern and, therefore, whether it will realise its assets and discharge its liabilities in the normal course of business, and at the amounts stated in the Interim Financial Report. Our conclusion is not modified in respect of this matter.

## Responsibilities of the Directors for the Interim Financial Report

The Directors of the Company are responsible for:

- the preparation of the Interim Financial Report that gives a true and fair view in accordance with *Australian Accounting Standards* and the *Corporations Act 2001*
- such internal control as the Directors determine is necessary to enable the preparation of the condensed Interim Financial Report that gives a true and fair view and is free from material misstatement, whether due to fraud or error.

## Auditor's Responsibilities for the Review of the Half-year Financial Report

Our responsibility is to express a conclusion on the Interim Financial Report based on our review. ASRE 2410 requires us to conclude whether we have become aware of any matter that makes us believe that the Interim Financial Report does not comply with the *Corporations Act 2001* including giving a true and fair view of the Group's financial position as at 31 December 2024 and its performance for the Interim Period ended on that date, and complying with *Australian Accounting Standard AASB 134 Interim Financial Reporting* and the *Corporations Regulations 2001*.

A review of an Interim Period Financial Report consists of making enquiries, primarily of persons responsible for financial and accounting matters, and applying analytical and other review procedures. A review is substantially less in scope than an audit conducted in accordance with *Australian Auditing Standards* and consequently does not enable us to obtain assurance that we would become aware of all significant matters that might be identified in an audit. Accordingly, we do not express an audit opinion.



KPMG



Adam Twemlow

Partner

Bundall

13 March 2025